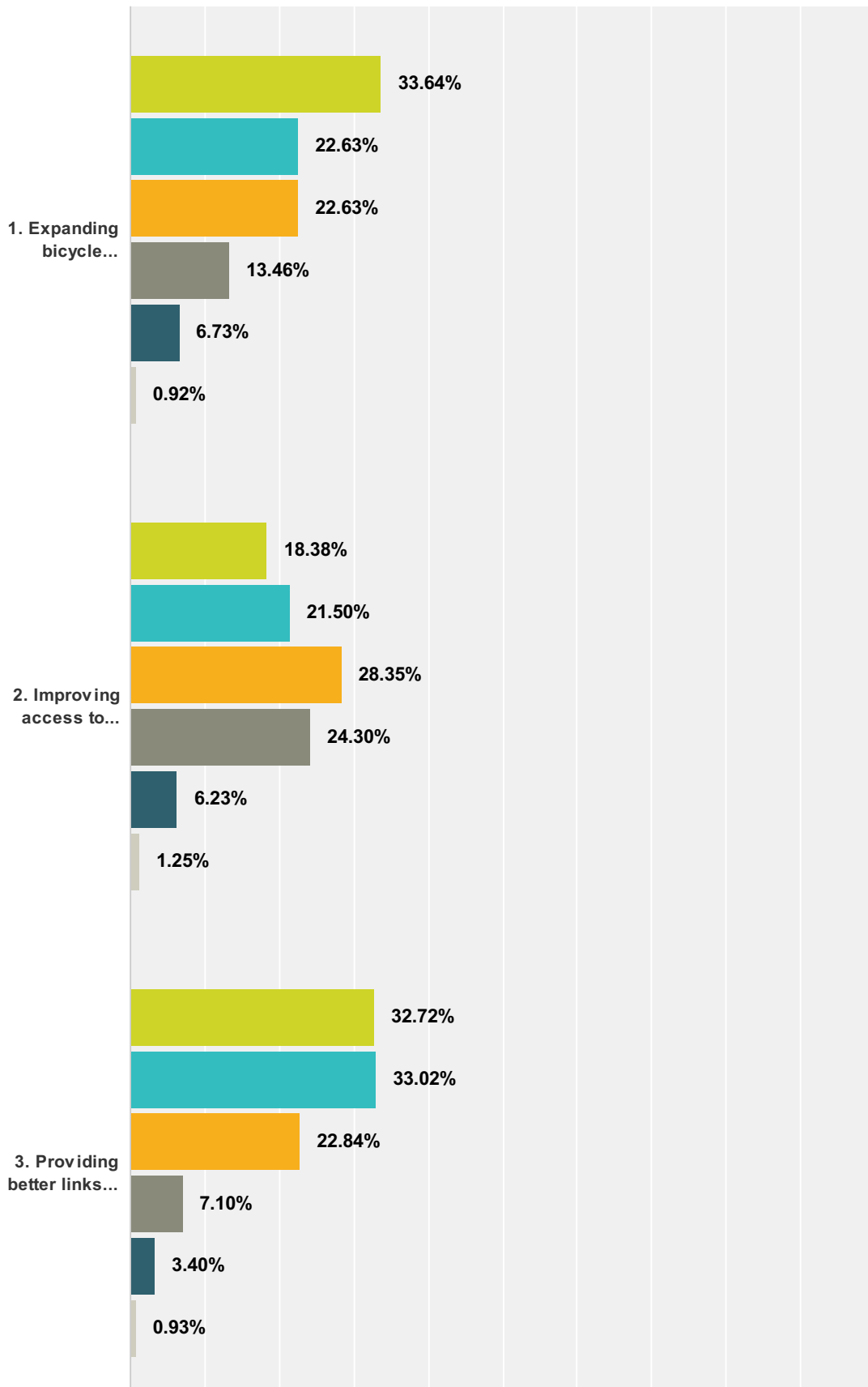
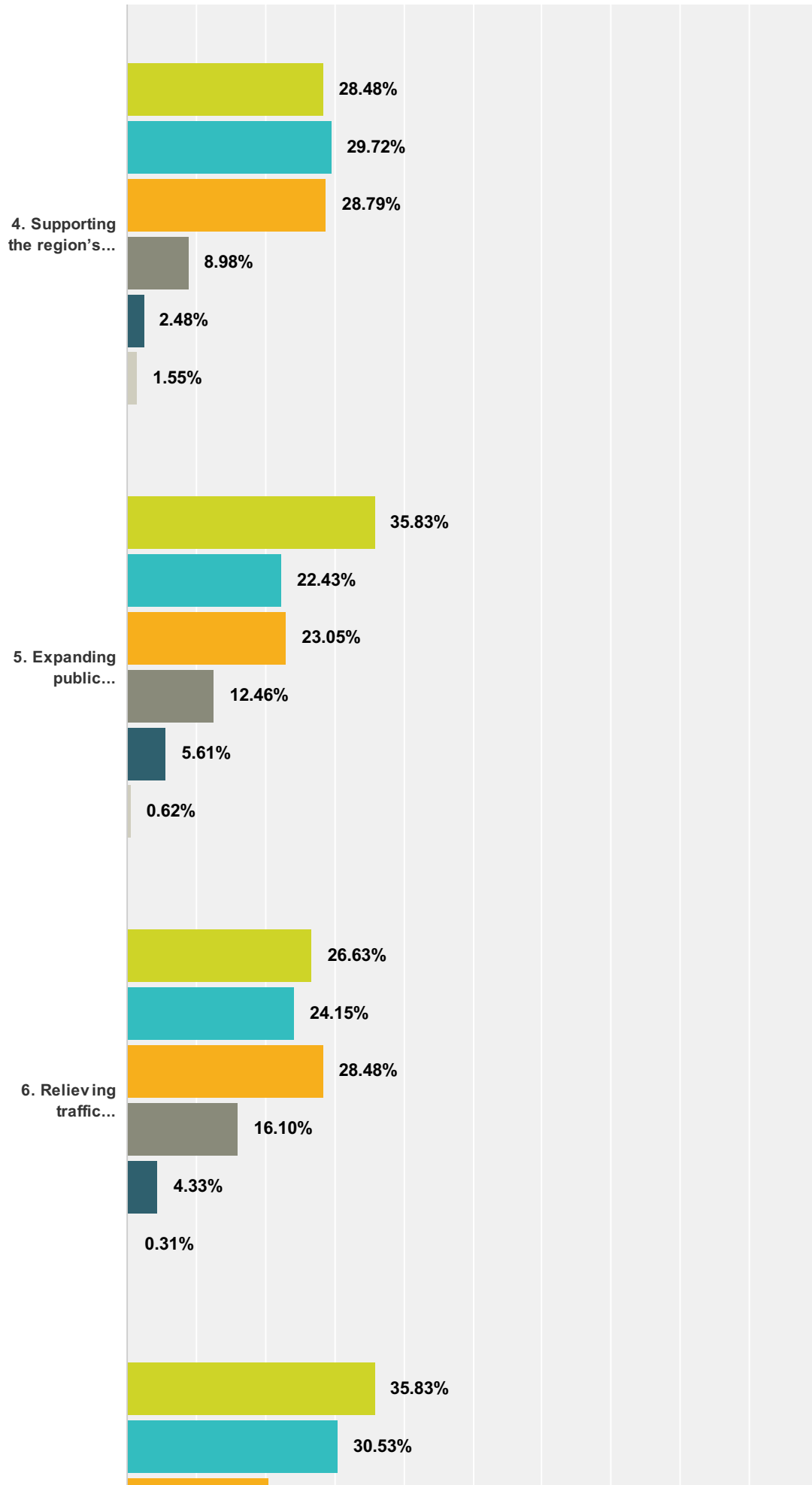


Q1 How important are these transportation topics to our region (northwest Ohio and southeast Michigan)?

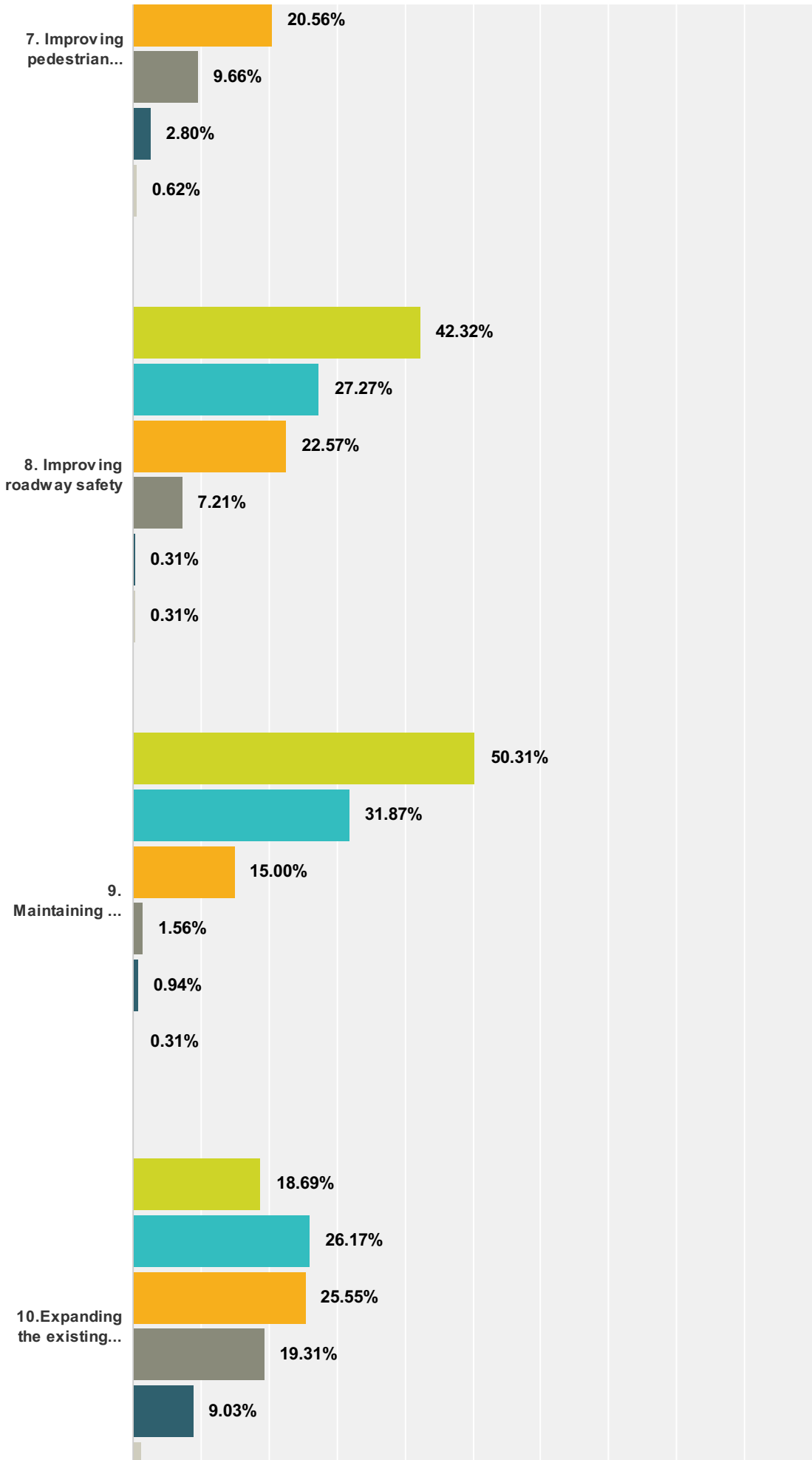
Answered: 327 Skipped: 0



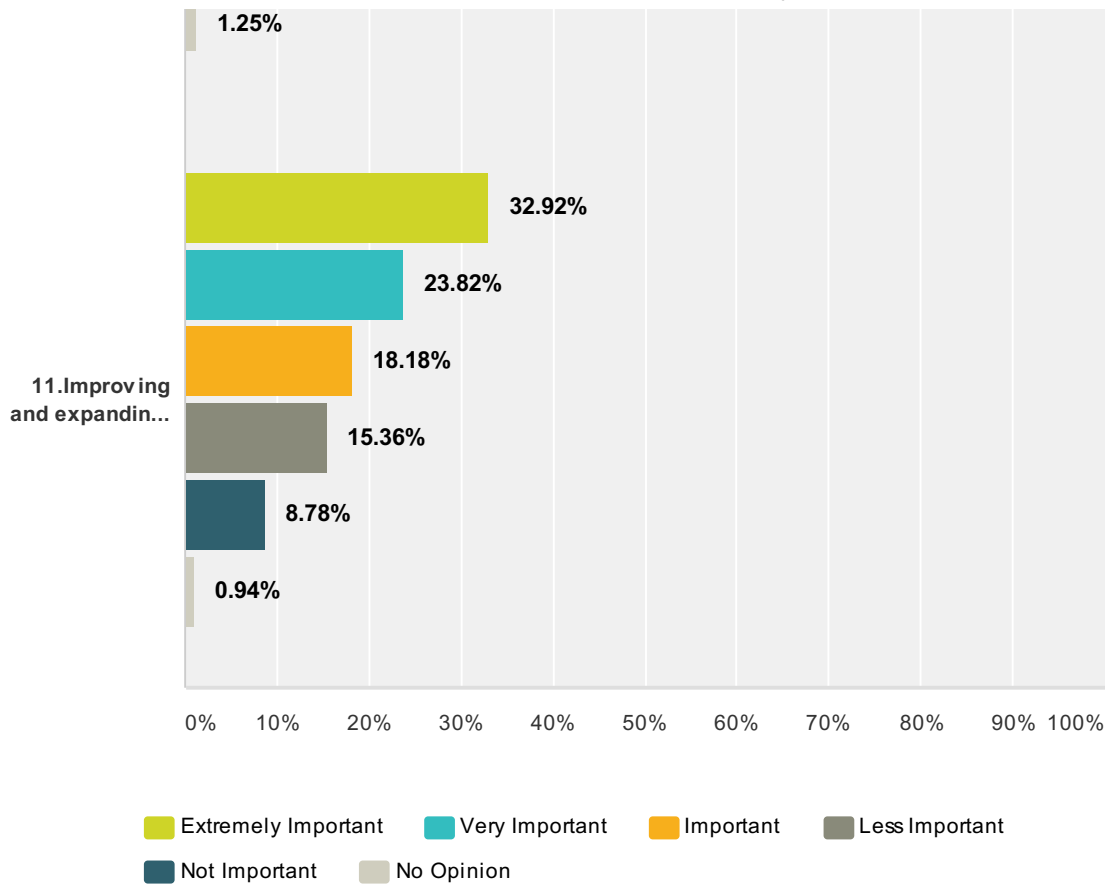
TMACOG Transportation Opinion Survey 2014



TMACOG Transportation Opinion Survey 2014



TMACOG Transportation Opinion Survey 2014



	Extremely Important	Very Important	Important	Less Important	Not Important	No Opinion	Total
1. Expanding bicycle facilities	33.64% 110	22.63% 74	22.63% 74	13.46% 44	6.73% 22	0.92% 3	327
2. Improving access to airports: Toledo Express and Detroit Metro	18.38% 59	21.50% 69	28.35% 91	24.30% 78	6.23% 20	1.25% 4	321
3. Providing better links among different modes of transportation, such as bicycle, pedestrian, car, bus, train and airplane so that it is easy to go from one mode to another	32.72% 106	33.02% 107	22.84% 74	7.10% 23	3.40% 11	0.93% 3	324
4. Supporting the region's economy through good freight transportation (the movement of goods and products on trucks/railroads and through airports/shipping ports)	28.48% 92	29.72% 96	28.79% 93	8.98% 29	2.48% 8	1.55% 5	323
5. Expanding public transportation, such as buses and transit vans	35.83% 115	22.43% 72	23.05% 74	12.46% 40	5.61% 18	0.62% 2	321
6. Relieving traffic congestion	26.63% 86	24.15% 78	28.48% 92	16.10% 52	4.33% 14	0.31% 1	323
7. Improving pedestrian paths and sidewalks	35.83% 115	30.53% 98	20.56% 66	9.66% 31	2.80% 9	0.62% 2	321
8. Improving roadway safety	42.32% 135	27.27% 87	22.57% 72	7.21% 23	0.31% 1	0.31% 1	319
9. Maintaining the existing transportation system (all modes) in a state of good repair	50.31% 161	31.87% 102	15.00% 48	1.56% 5	0.94% 3	0.31% 1	320
10. Expanding the existing street and highway system such as adding lanes or interchanges	18.69% 60	26.17% 84	25.55% 82	19.31% 62	9.03% 29	1.25% 4	321

TMACOG Transportation Opinion Survey 2014

11.Improving and expanding passenger rail options	32.92% 105	23.82% 76	18.18% 58	15.36% 49	8.78% 28	0.94% 3	319
---	----------------------	---------------------	---------------------	---------------------	--------------------	-------------------	-----

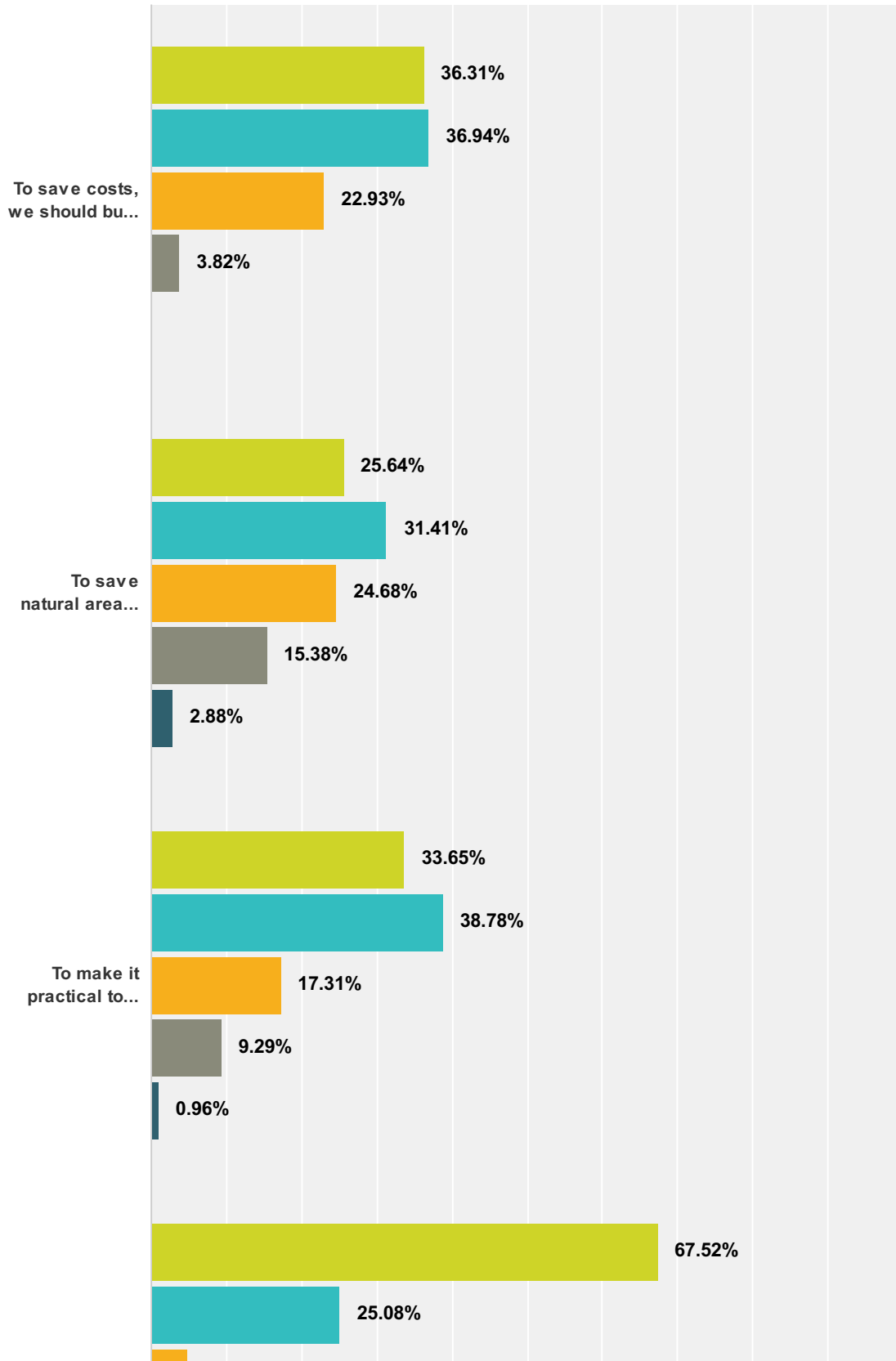
Q2 Which TWO of the issues listed above (in question 1) are the highest priorities to you? Enter the numbers that correspond to your top two choices in the spaces below.

Answered: 317 Skipped: 10

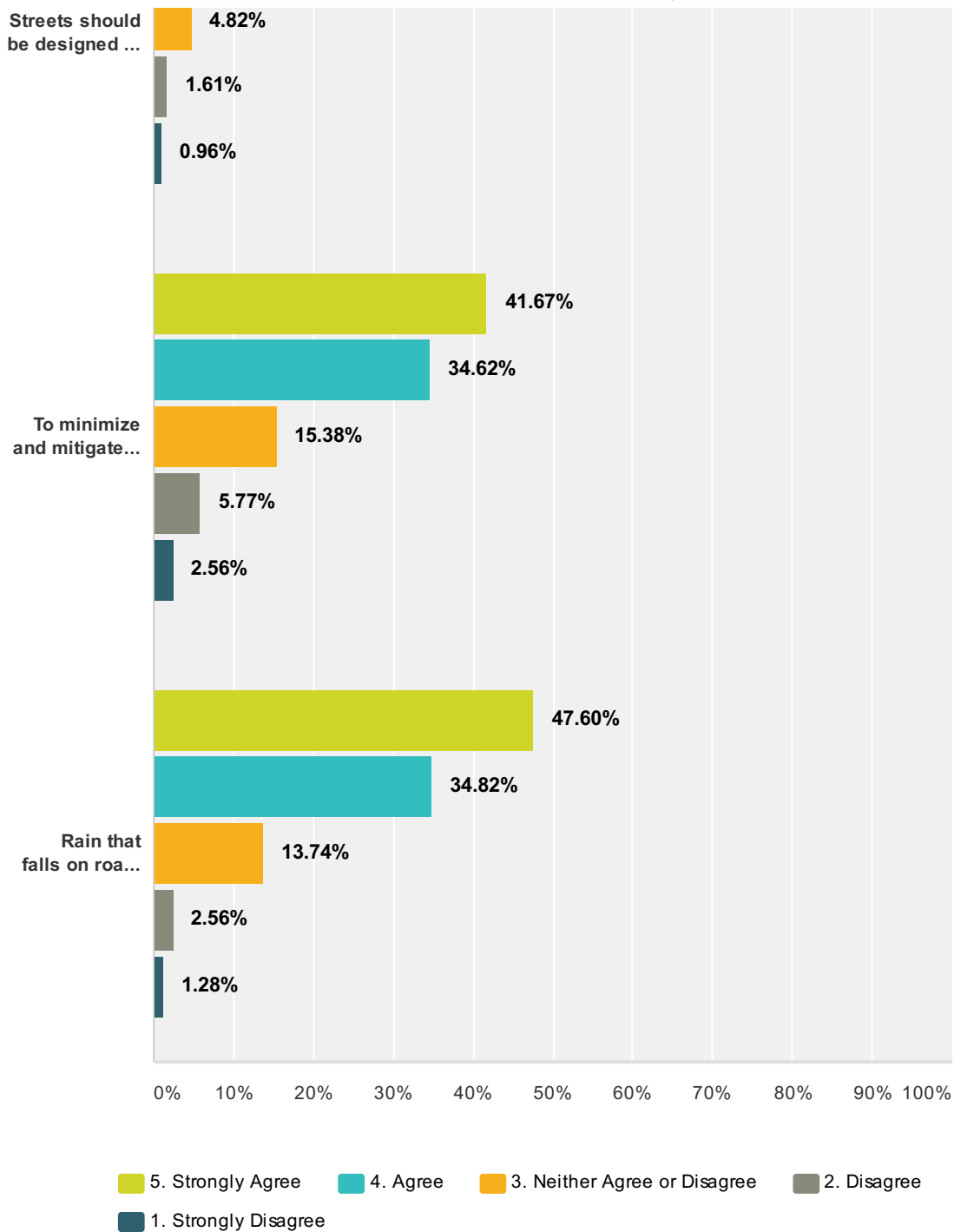
Answer Choices	Responses	
1st Choice	100.00%	317
2nd Choice	99.68%	316

Q3 Transportation needs, community growth, and our environment are all related. How do you feel about these statements?

Answered: 314 Skipped: 13



TMACOG Transportation Opinion Survey 2014



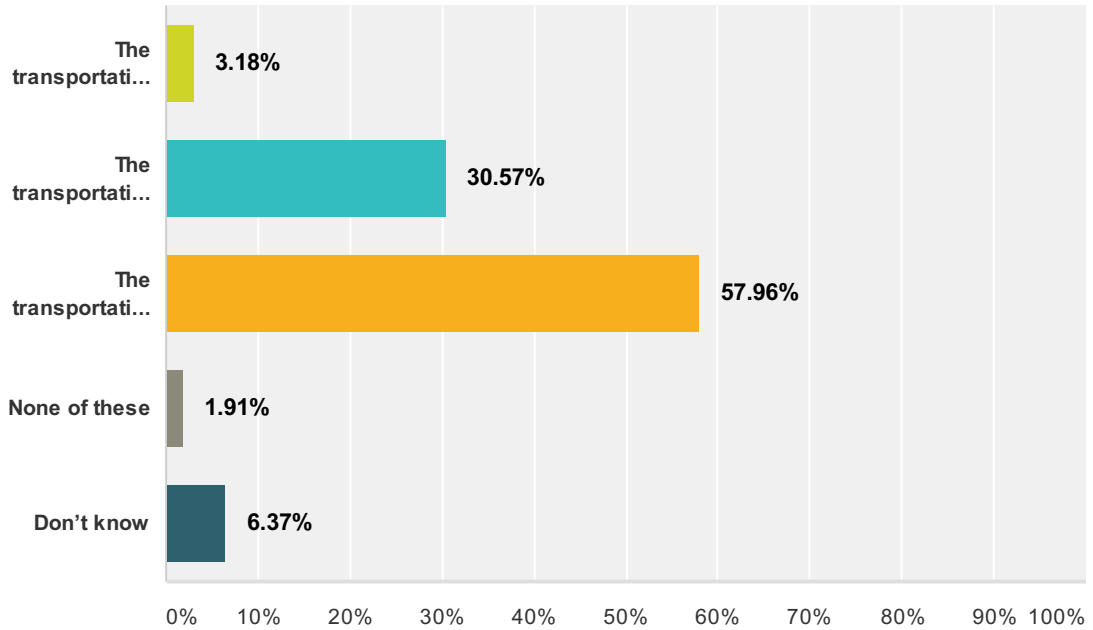
	5. Strongly Agree	4. Agree	3. Neither Agree or Disagree	2. Disagree	1. Strongly Disagree	Total
To save costs, we should build new businesses and homes where sewer, water and roads already exist.	36.31% 114	36.94% 116	22.93% 72	3.82% 12	0.00% 0	314
To save natural areas and farmland, we should build denser, more compact development (like smaller lots, condos, and apartments).	25.64% 80	31.41% 98	24.68% 77	15.38% 48	2.88% 9	312
To make it practical to walk or bicycle to work and shopping, etc., we should have more village-like areas with housing clustered around commercial centers.	33.65% 105	38.78% 121	17.31% 54	9.29% 29	0.96% 3	312

TMACOG Transportation Opinion Survey 2014

Streets should be designed to be safe for people of all ages, including walkers, bicyclists, bus riders, and people with disabilities.	67.52% 210	25.08% 78	4.82% 15	1.61% 5	0.96% 3	311
To minimize and mitigate air quality impacts from traffic congestion, alternative modes and fuels should be used.	41.67% 130	34.62% 108	15.38% 48	5.77% 18	2.56% 8	312
Rain that falls on roads and parking lots runs into storm sewers and pollutes rivers and streams. To reduce pollution, we should use "green" practices near pavement to filter stormwater and allow it to soak into the ground naturally.	47.60% 149	34.82% 109	13.74% 43	2.56% 8	1.28% 4	313

Q4 Which ONE of the following statements about the region's economy and transportation system comes closest to your own view? (check one)

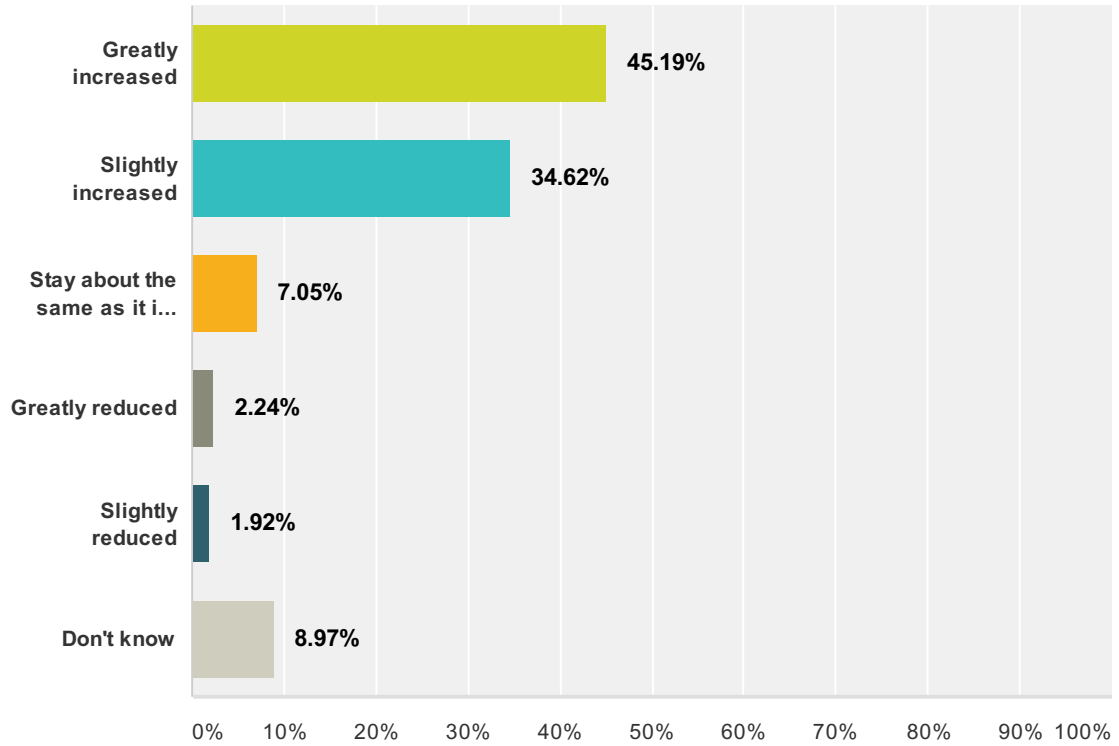
Answered: 314 Skipped: 13



Answer Choices	Responses
The transportation system in the region is basically as good as it needs to be in order to improve economic growth in the next 5 to 10 years	3.18% 10
The transportation system in the region needs minor improvements and investments in order to improve economic growth in the next 5 to 10 years	30.57% 96
The transportation system in the region needs major improvements and investments in order to improve economic growth in the next 5 to 10 years	57.96% 182
None of these	1.91% 6
Don't know	6.37% 20
Total	314

Q5 How do you think the level of funding for transportation in the region should change over the next 5 years? Should it be (check one):

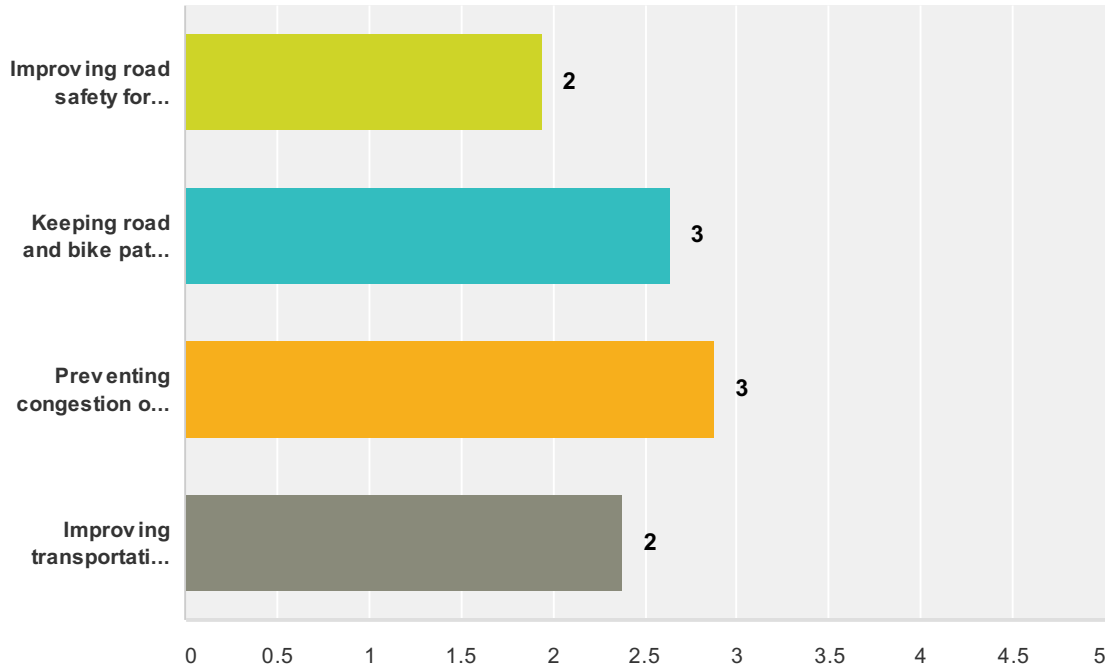
Answered: 312 Skipped: 15



Answer Choices	Responses	Count
Greatly increased	45.19%	141
Slightly increased	34.62%	108
Stay about the same as it is now	7.05%	22
Greatly reduced	2.24%	7
Slightly reduced	1.92%	6
Don't know	8.97%	28
Total		312

Q6 Rank the following improvements in order of importance to you (1 = highest priority, 2 = second priority, 3 = third priority, 4 = lowest priority)

Answered: 311 Skipped: 16



Answer Choices	Average Number	Total Number	Responses
Improving road safety for drivers, pedestrians, and cyclists	2	604	311
Keeping road and bike path pavement smooth	3	822	311
Preventing congestion on roads and highways from getting worse	3	896	311
Improving transportation options for people who don't drive, such as senior citizens, low-wage workers, students, and people with disabilities.	2	740	311
Total Respondents: 311			

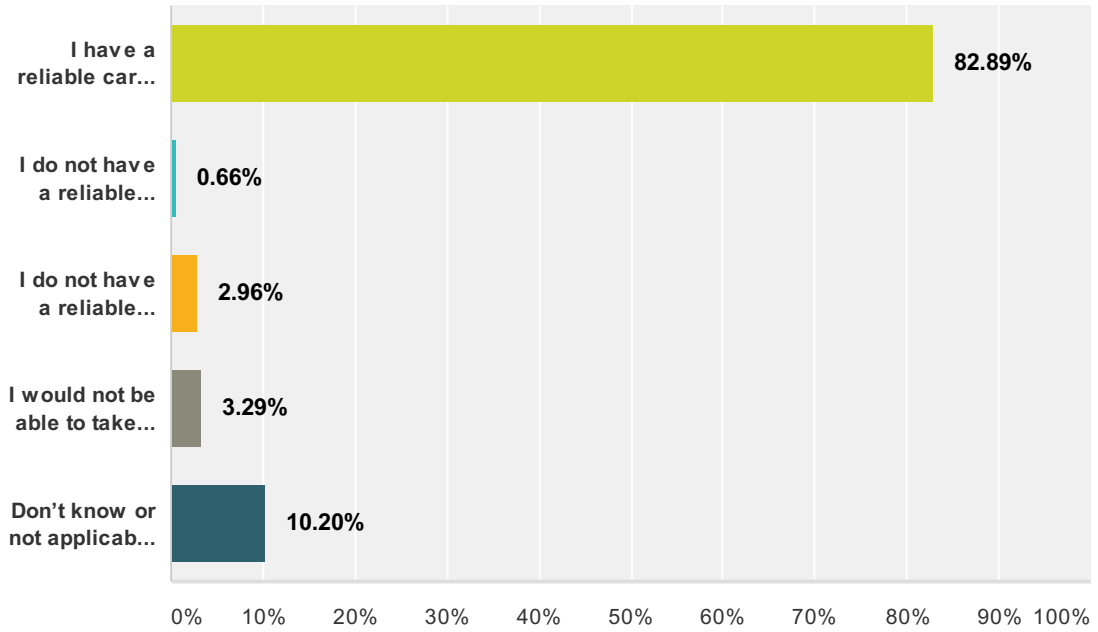
**Q7 What are the top three ways our transportation system could be improved?
(Please list them in order of importance.)**

Answered: 262 Skipped: 65

Answer Choices	Responses	
1st Improvement	100.00%	262
2nd Improvement	95.80%	251
3rd Improvement	87.40%	229

Q8 If a new job were available 10 or more miles from your home, would you be able to take the job based on your transportation situation?

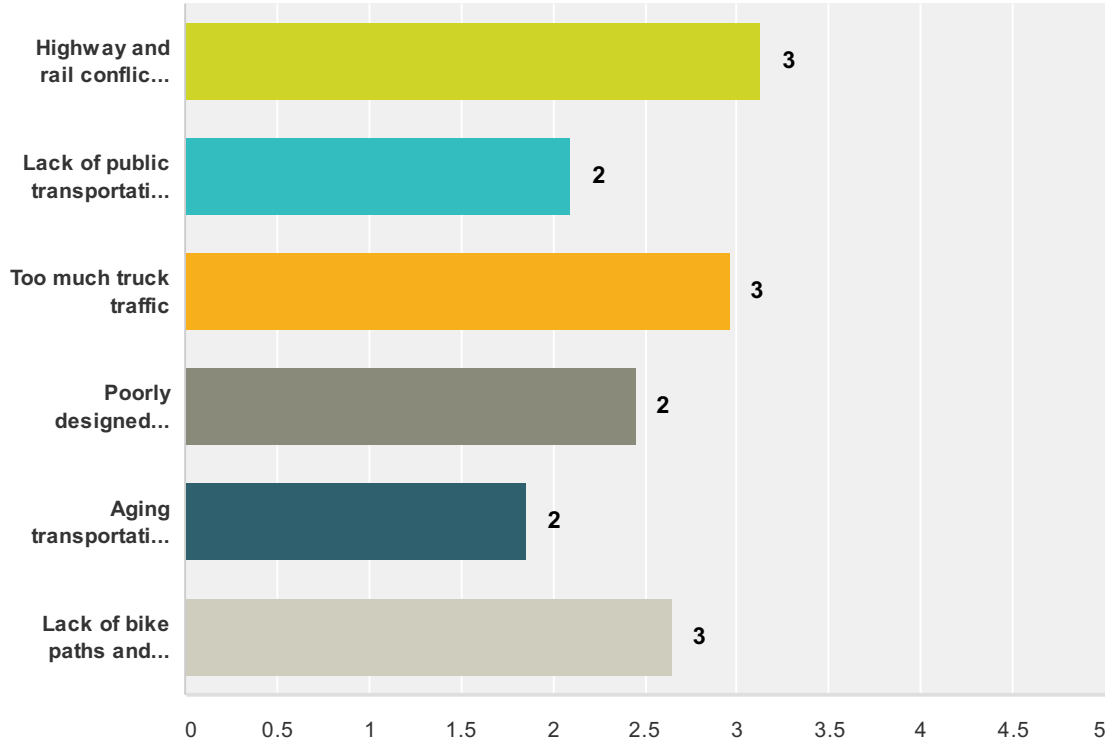
Answered: 304 Skipped: 23



Answer Choices	Responses
I have a reliable car, so I would probably drive	82.89% 252
I do not have a reliable car/or I do not drive, but I could probably find someone to take me	0.66% 2
I do not have a reliable car/or I do not drive, but I could probably use public transportation	2.96% 9
I would not be able to take the job because I would not have transportation	3.29% 10
Don't know or not applicable (e.g., you are retired or not seeking work)	10.20% 31
Total	304

Q9 Tell us your top THREE transportation concerns for our region? (1 = top concern; 2 = second greatest concern, 3 = third greatest concern)

Answered: 298 Skipped: 29



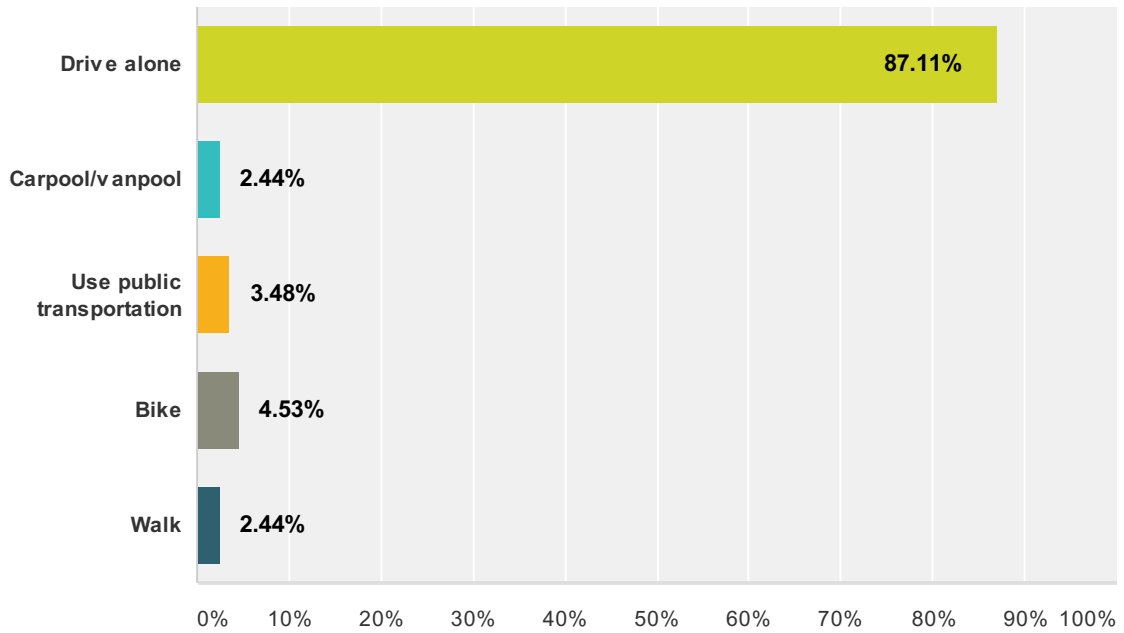
Answer Choices	Average Number	Total Number	Responses
Highway and rail conflicts (like blocked or unsafe railroad crossings)	3	401	128
Lack of public transportation options	2	426	203
Too much truck traffic	3	367	124
Poorly designed transportation infrastructure that results in hazardous conditions	2	480	196
Aging transportation infrastructure like roads and bridges that are in need of maintenance	2	471	254
Lack of bike paths and pedestrian trails	3	493	186
Total Respondents: 298			

Q10 Comments

Answered: 32 Skipped: 295

Q11 How do you typically get to work, school, or other places?

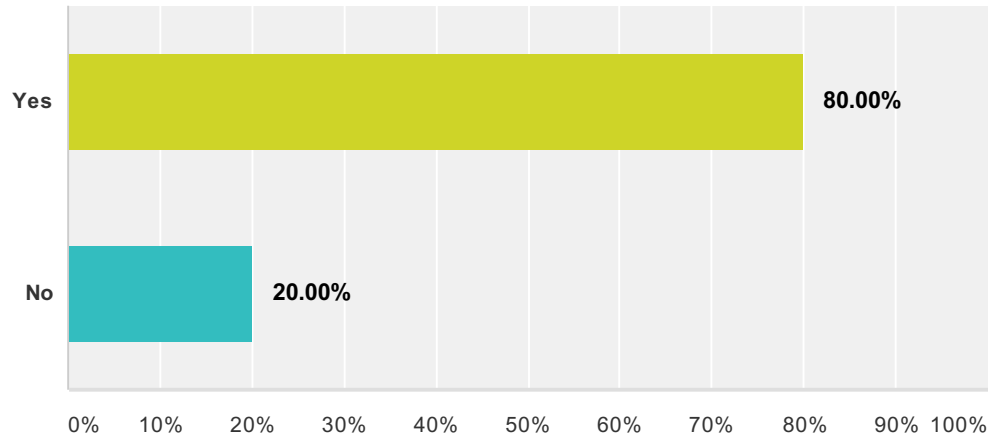
Answered: 287 Skipped: 40



Answer Choices	Responses	
Drive alone	87.11%	250
Carpool/vanpool	2.44%	7
Use public transportation	3.48%	10
Bike	4.53%	13
Walk	2.44%	7
Total		287

Q12 A. Are you employed outside the home OR are you attending school / college?

Answered: 300 Skipped: 27



Answer Choices	Responses
Yes	80.00% 240
No	20.00% 60
Total	300

Q13 A1. IF YES: How many minutes does it usually take you to get from your home to your primary workplace or school (one way)?

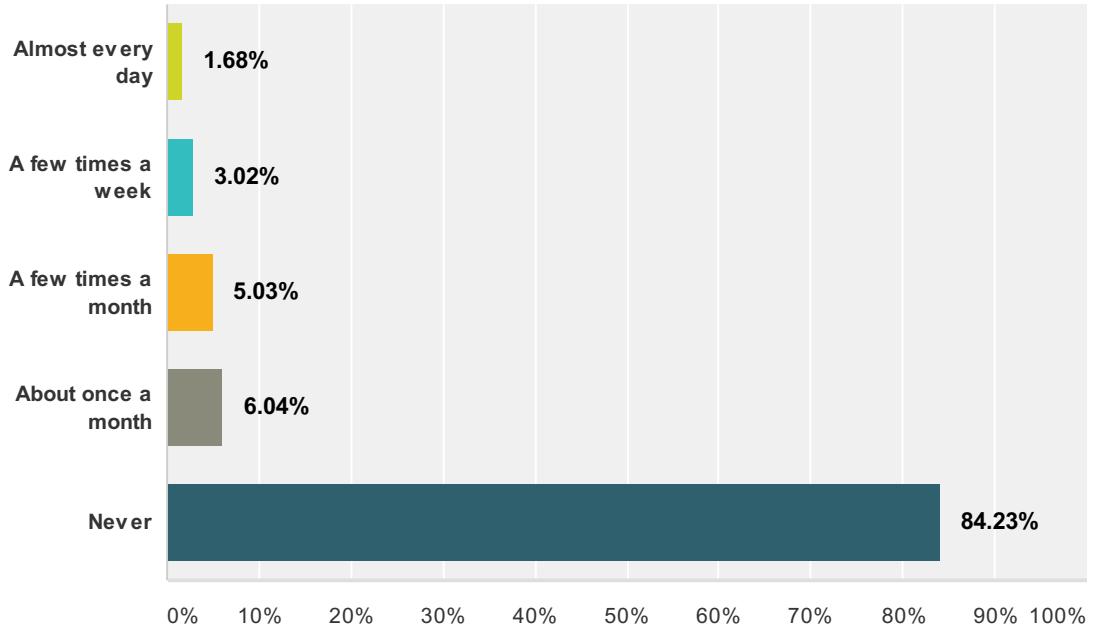
Answered: 243 Skipped: 84

Q14 A2. IF YES: How many miles do you live from your primary workplace or school (one-way distance)?

Answered: 242 Skipped: 85

Q15 Which of the following best describes how often you used public transportation (such as TARTA, TARPS, BG Transit, Bedford Dial-A-Ride, Perrysburg Transit) during the past year:

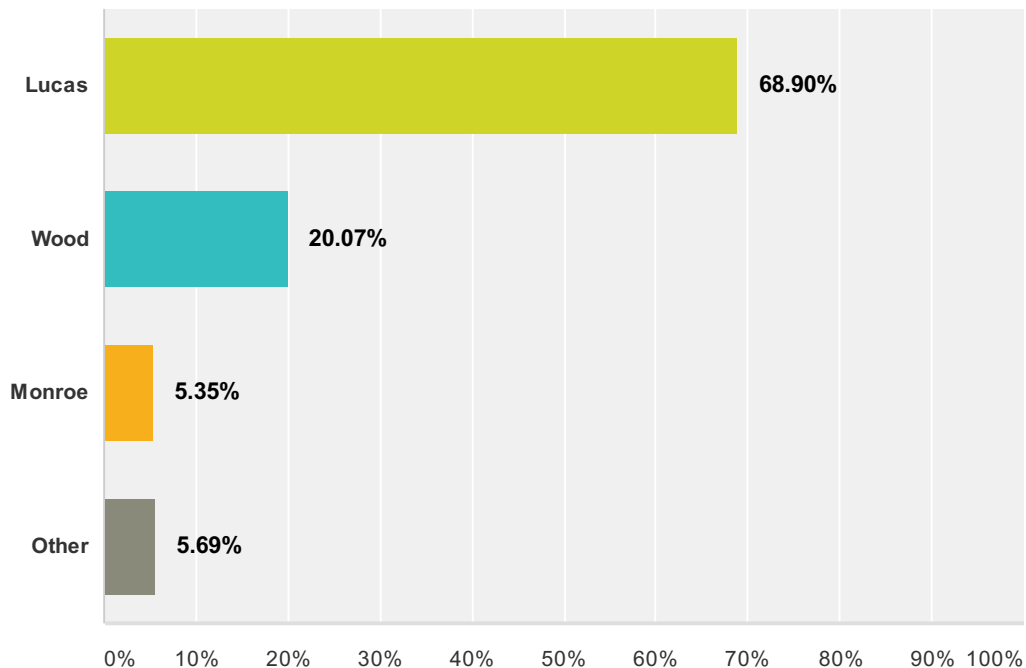
Answered: 298 Skipped: 29



Answer Choices	Responses	
Almost every day	1.68%	5
A few times a week	3.02%	9
A few times a month	5.03%	15
About once a month	6.04%	18
Never	84.23%	251
Total		298

Q16 In which county do you live, and what is your ZIP code?

Answered: 299 Skipped: 28



Answer Choices	Responses
Lucas	68.90% 206
Wood	20.07% 60
Monroe	5.35% 16
Other	5.69% 17
Total	299

Q17 What is your zip code?

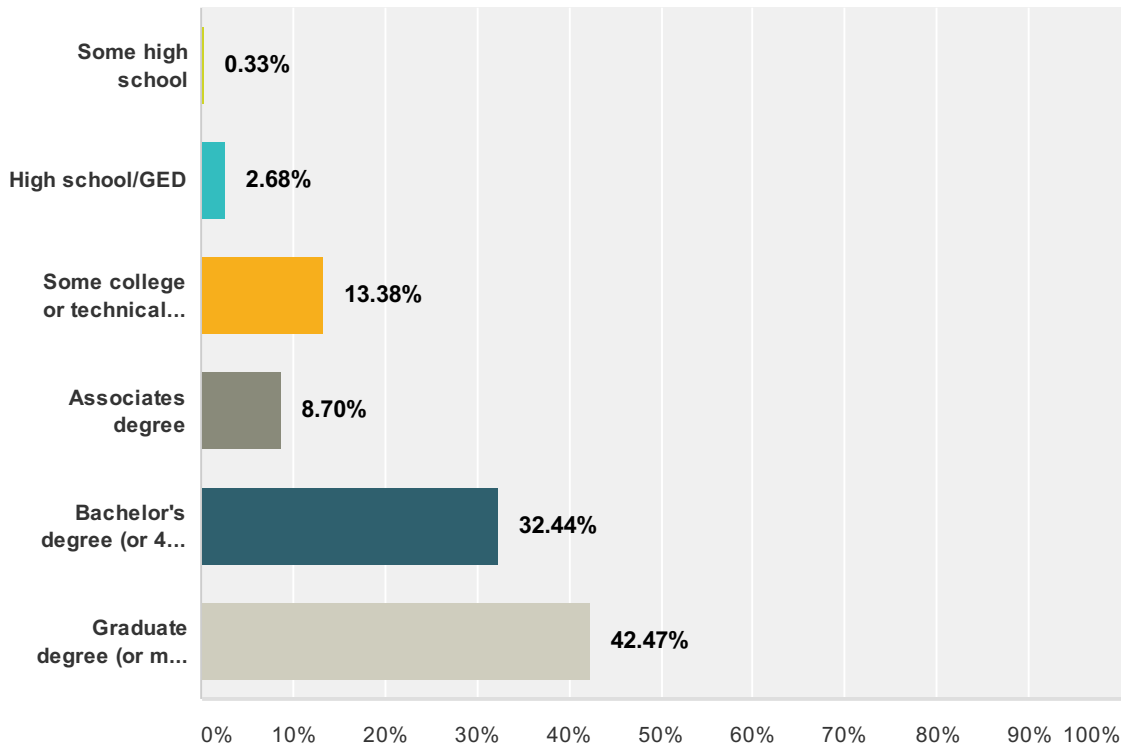
Answered: 293 Skipped: 34

Q18 What is your age?

Answered: 296 Skipped: 31

Q19 Which of the following best describes the highest level of education that you have completed?

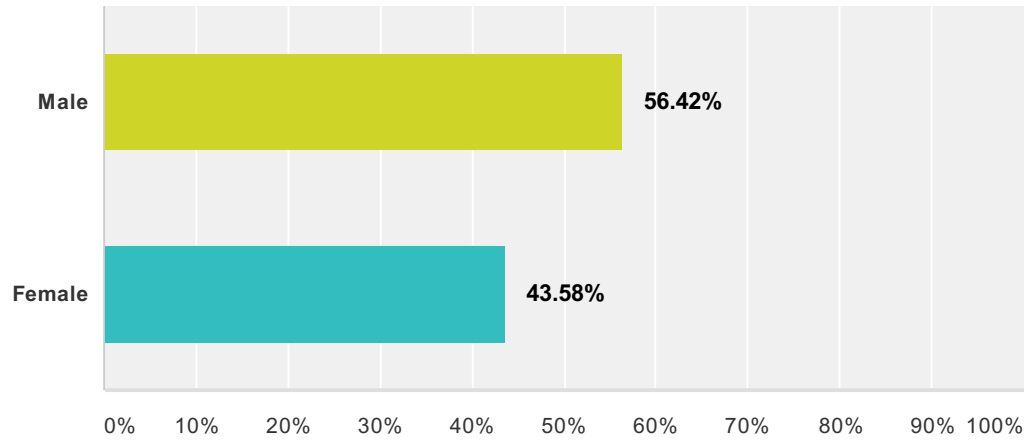
Answered: 299 Skipped: 28



Answer Choices	Responses
Some high school	0.33% 1
High school/GED	2.68% 8
Some college or technical school training after high school	13.38% 40
Associates degree	8.70% 26
Bachelor's degree (or 4 years of college)	32.44% 97
Graduate degree (or more than 4 years of college)	42.47% 127
Total	299

Q20 What is your gender?

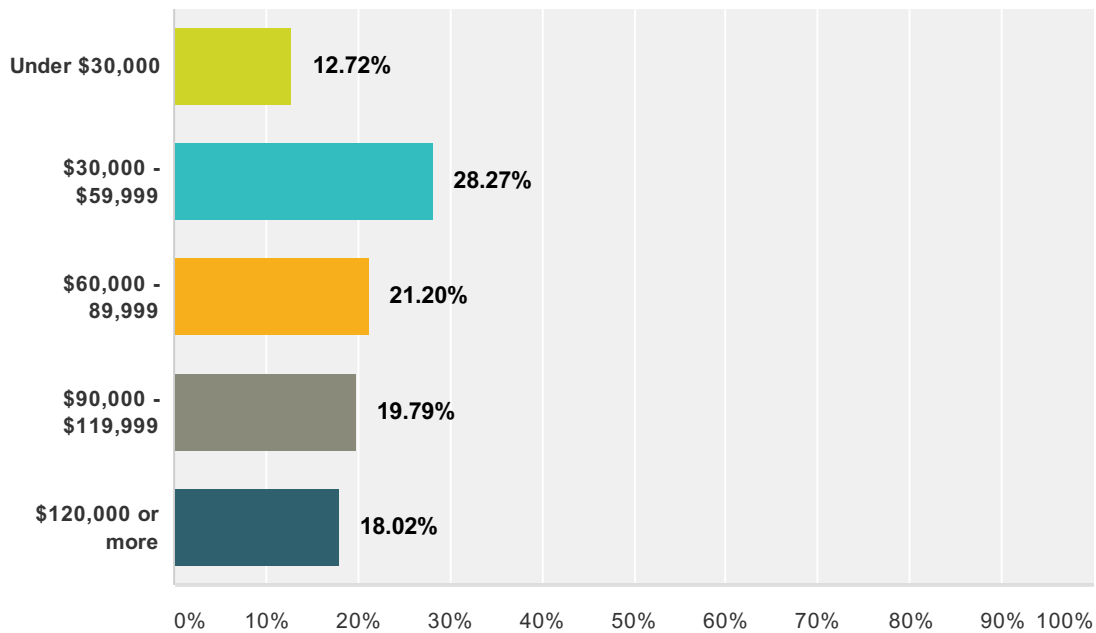
Answered: 296 Skipped: 31



Answer Choices	Responses	
Male	56.42%	167
Female	43.58%	129
Total		296

Q21 Which of the following best describes your annual household income:

Answered: 283 Skipped: 44



Answer Choices	Responses	
Under \$30,000	12.72%	36
\$30,000 - \$59,999	28.27%	80
\$60,000 - 89,999	21.20%	60
\$90,000 - \$119,999	19.79%	56
\$120,000 or more	18.02%	51
Total		283

Q22 You may enter your name and e-mail address for a chance to win a \$25 gas card or bus pass! Four lucky winners will be selected. (Your information will remain confidential.)

Answered: 155 Skipped: 172