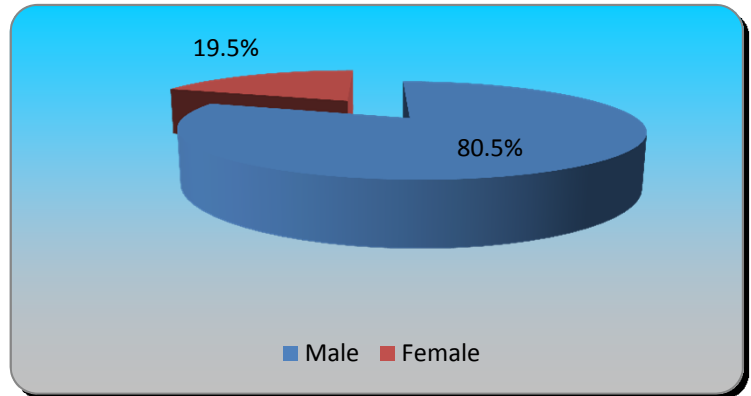


Turning Graphical Results by Question

Session Name: 2014 TMACOG Session 4-11-2014 12-08 PM
 Created: 4/11/2014 2:40 PM

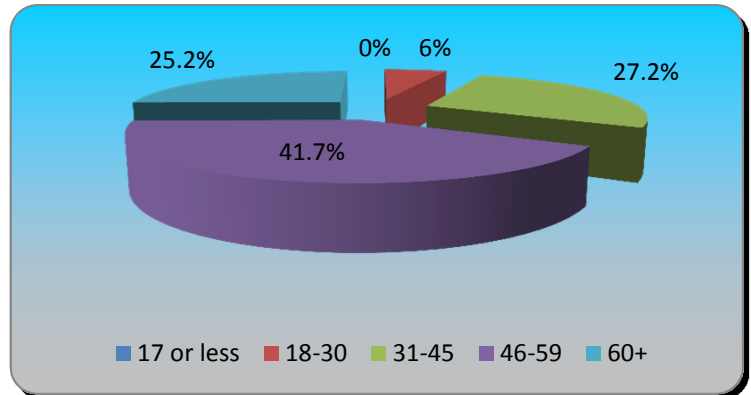
1.) What is your gender? (multiple choice)

	Responses	
Male	124	80.52%
Female	30	19.48%
Totals	154	100%



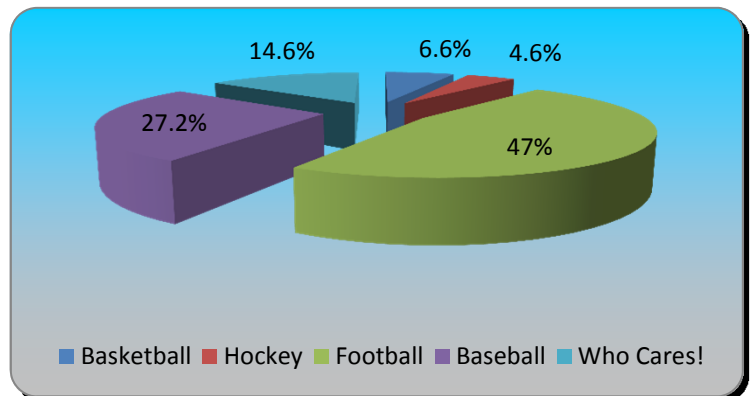
2.) What is your age? (multiple choice)

	Responses	
17 or less	0	0%
18-30	9	5.96%
31-45	41	27.15%
46-59	63	41.72%
60+	38	25.17%
Totals	151	100%



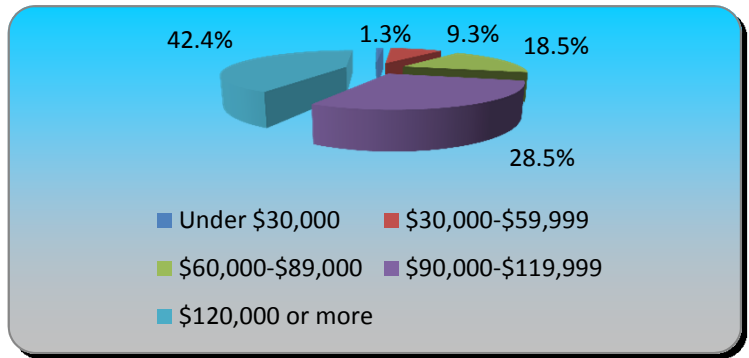
3.) What is your favorite sport? (multiple choice)

	Responses	
Basketball	10	6.62%
Hockey	7	4.64%
Football	71	47.02%
Baseball	41	27.15%
Who Cares!	22	14.57%
Totals	151	100%



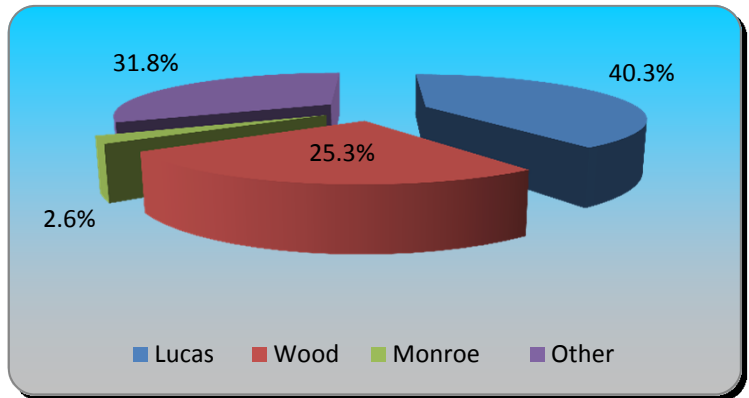
4.) Which of the following best describes your annual household income:

	Responses	
Under \$30,000	2	1.32%
\$30,000-\$59,999	14	9.27%
\$60,000-\$89,000	28	18.54%
\$90,000-\$119,999	43	28.48%
\$120,000 or more	64	42.38%
Totals	151	100%




5.) In which county do you live? (multiple choice)

	Responses	
Lucas	62	40.26%
Wood	39	25.32%
Monroe	4	2.60%
Other	49	31.82%
Totals	154	100%



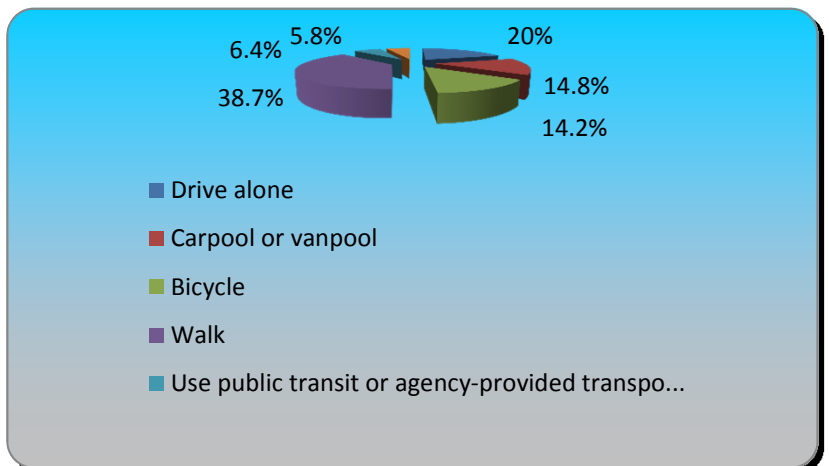
6.) How do you typically get to work or school? (multiple choice)

	Responses	
Drive alone	141	92.16%
Carpool or vanpool	3	1.96%
Bicycle	3	1.96%
Walk	3	1.96%
Use public transit or agency-provided	3	1.96%
Other	0	0%
Totals	153	100%



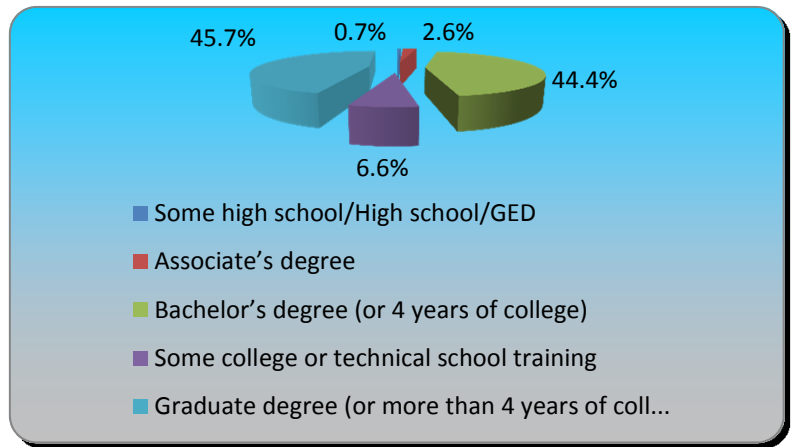
7.) What's your second most-used means of transportation? (multiple choice)

	Responses	
Drive alone	31	20%
Carpool or vanpool	23	14.84%
Bicycle	22	14.19%
Walk	60	38.71%
Use public transit or agency-provided	10	6.45%
Other	9	5.81%
Totals	155	100%



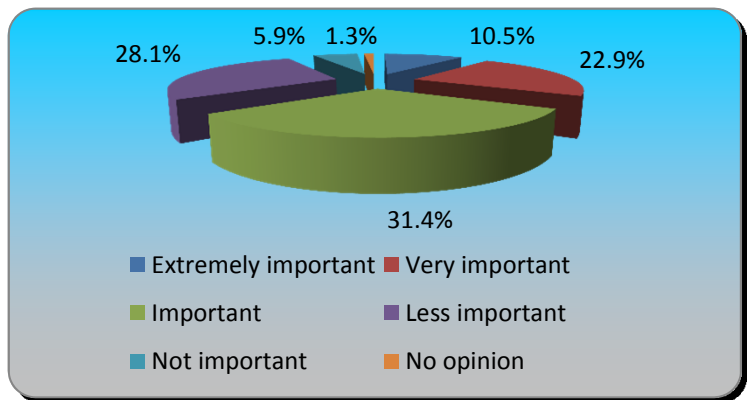
9.) Which of the following best describes the highest level of education that you have completed? (multiple choice)

	Responses	
Some high school/High school/GED	1	0.66%
Associate's degree	4	2.65%
Bachelor's degree (or 4 years of college)	67	44.37%
Some college or technical school training	10	6.62%
Graduate degree (or more than 4 years of	69	45.70%
Totals	151	100%



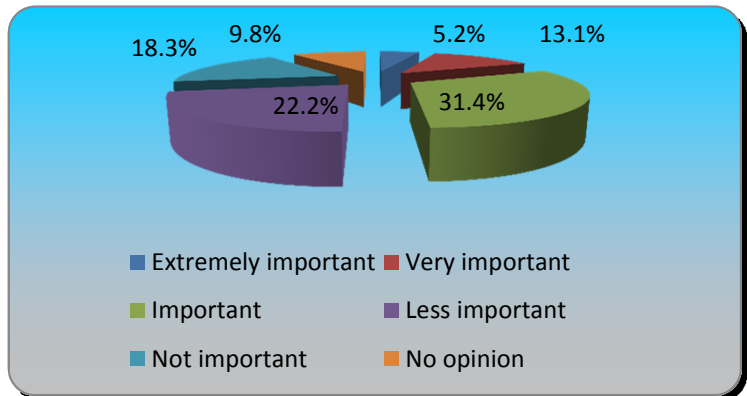
10.) How important is expanding bicycle facilities (multiple choice)

	Responses	
Extremely important	16	10.46%
Very important	35	22.88%
Important	48	31.37%
Less important	43	28.10%
Not important	9	5.88%
No opinion	2	1.31%
Totals	153	100%



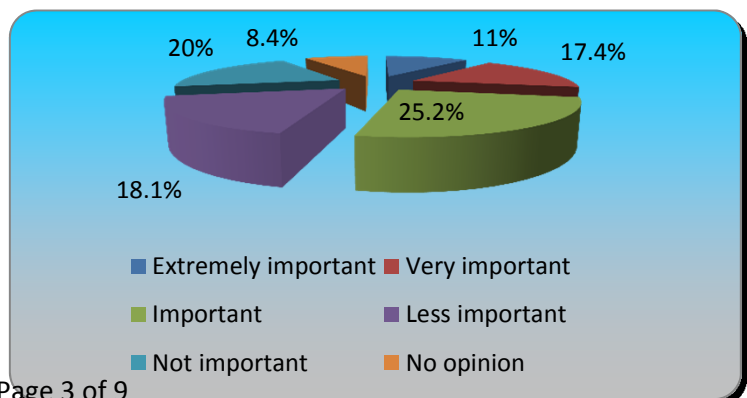
11.) Improving access to Toledo Express Airport (multiple choice)

	Responses	
Extremely important	8	5.23%
Very important	20	13.07%
Important	48	31.37%
Less important	34	22.22%
Not important	28	18.30%
No opinion	15	9.80%
Totals	153	100%



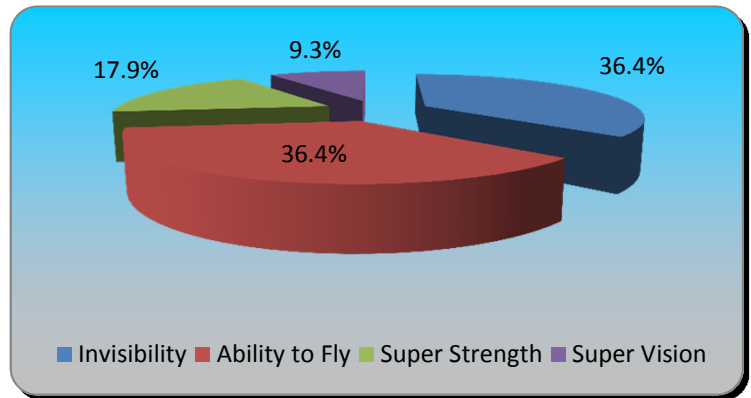
12.) Improving access to Detroit Metro Airport (multiple choice)

	Responses	
Extremely important	17	10.97%
Very important	27	17.42%
Important	39	25.16%
Less important	28	18.06%
Not important	31	20%
No opinion	13	8.39%
Totals	155	100%



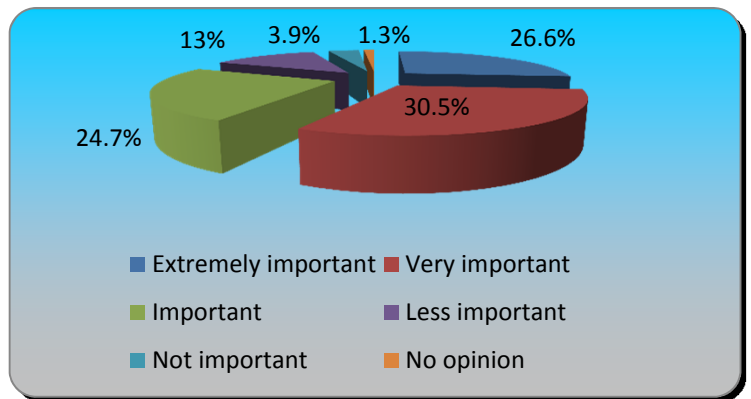
13.) Speaking of flying, which superpower would you rather have? (multiple choice)

	Responses	
Invisibility	55	36.42%
Ability to Fly	55	36.42%
Super Strength	27	17.88%
Super Vision	14	9.27%
Totals	151	100%



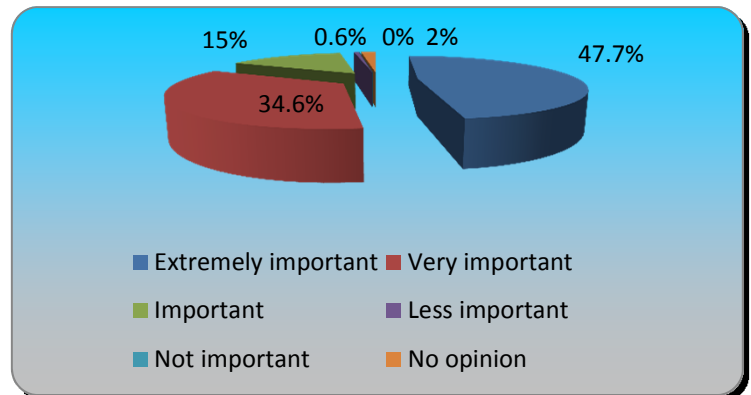
14.) Providing better links among modes of personal transport – bike, pedestrian, car, bus, train, and plane – so it’s easy to go from one mode to another (multiple choice)

	Responses	
Extremely important	41	26.62%
Very important	47	30.52%
Important	38	24.68%
Less important	20	12.99%
Not important	6	3.90%
No opinion	2	1.30%
Totals	154	100%



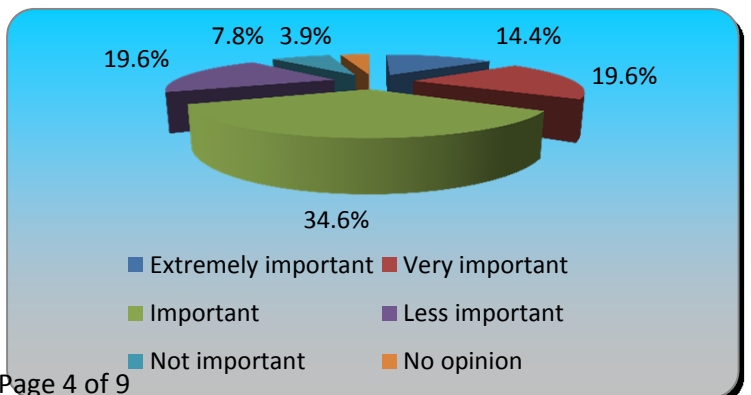
15.) Supporting the region’s economy through good freight transportation (multiple choice)

	Responses	
Extremely important	73	47.71%
Very important	53	34.64%
Important	23	15.03%
Less important	1	0.65%
Not important	0	0%
No opinion	3	1.96%
Totals	153	100%



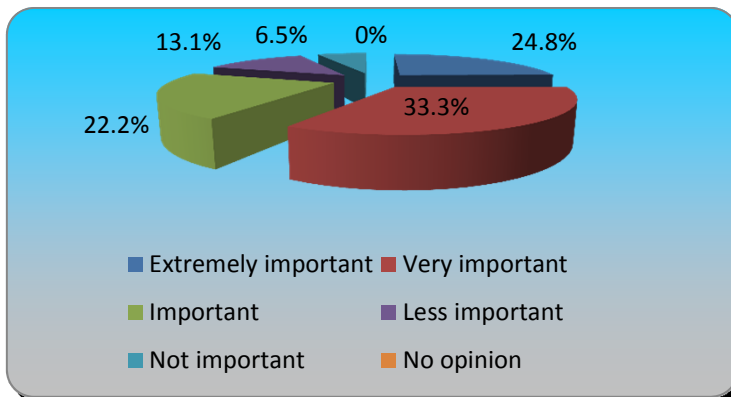
16.) Expanding public transportation, such as buses or transit vans (multiple choice)

	Responses	
Extremely important	22	14.38%
Very important	30	19.61%
Important	53	34.64%
Less important	30	19.61%
Not important	12	7.84%
No opinion	6	3.92%
Totals	153	100%



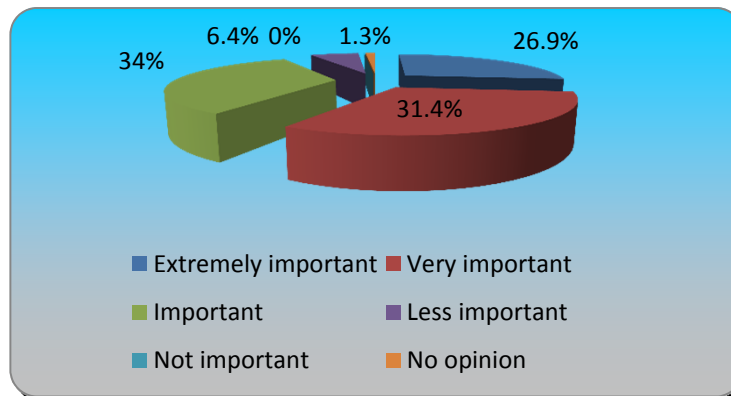
17.) Relieving traffic congestion (multiple choice)

	Responses	
Extremely important	38	24.84%
Very important	51	33.33%
Important	34	22.22%
Less important	20	13.07%
Not important	10	6.54%
No opinion	0	0%
Totals	153	100%



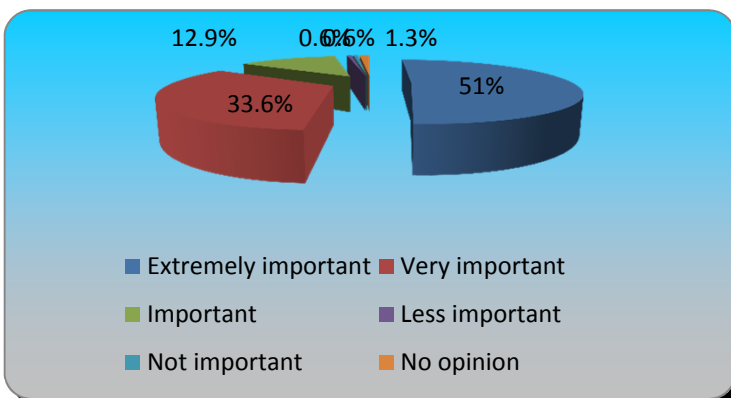
18.) Improving pedestrian paths and sidewalks (multiple choice)

	Responses	
Extremely important	42	26.92%
Very important	49	31.41%
Important	53	33.97%
Less important	10	6.41%
Not important	0	0%
No opinion	2	1.28%
Totals	156	100%



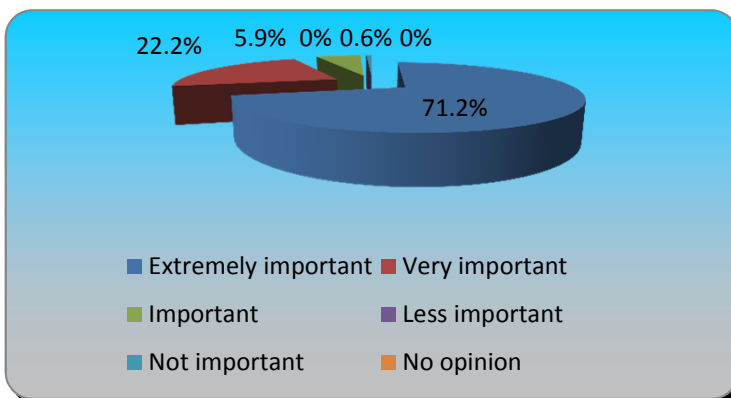
19.) Improving roadway safety (multiple choice)

	Responses	
Extremely important	79	50.97%
Very important	52	33.55%
Important	20	12.90%
Less important	1	0.65%
Not important	1	0.65%
No opinion	2	1.29%
Totals	155	100%



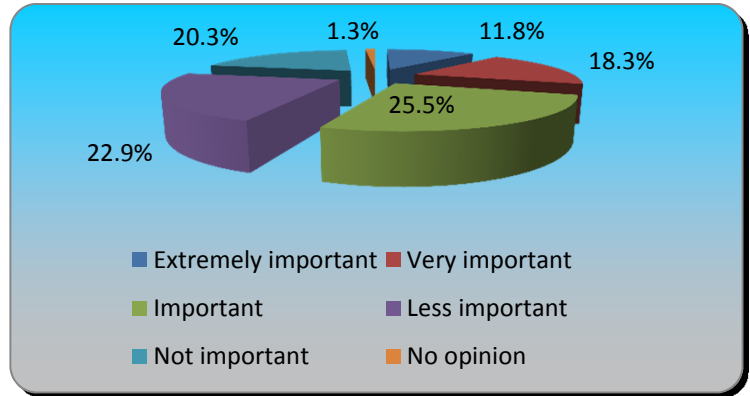
20.) Maintaining the existing transportation system (all modes) in a state of good repair (multiple choice)

	Responses	
Extremely important	109	71.24%
Very important	34	22.22%
Important	9	5.88%
Less important	0	0%
Not important	1	0.65%
No opinion	0	0%
Totals	153	100%



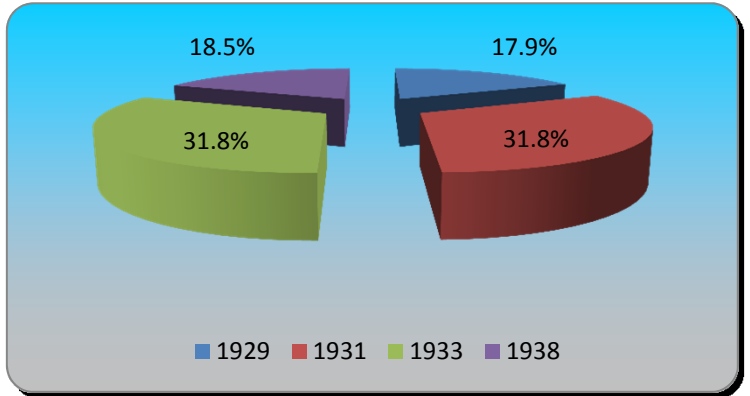
21.) Improving and expanding passenger rail options (multiple choice)

	Responses	
Extremely important	18	11.76%
Very important	28	18.30%
Important	39	25.49%
Less important	35	22.88%
Not important	31	20.26%
No opinion	2	1.31%
Totals	153	100%



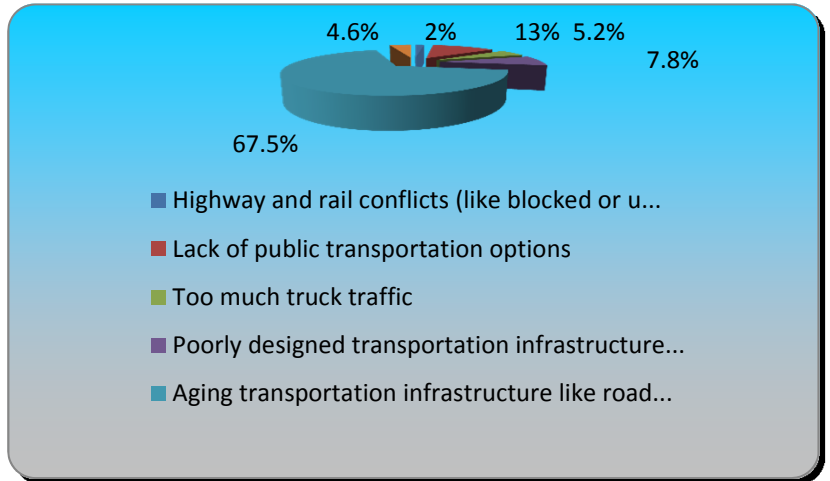
22.) In what year was original construction completed on the Anthony Wayne (High Level) Bridge? (multiple choice)

	Responses	
1929	27	17.88%
1931	48	31.79%
1933	48	31.79%
1938	28	18.54%
Totals	151	100%



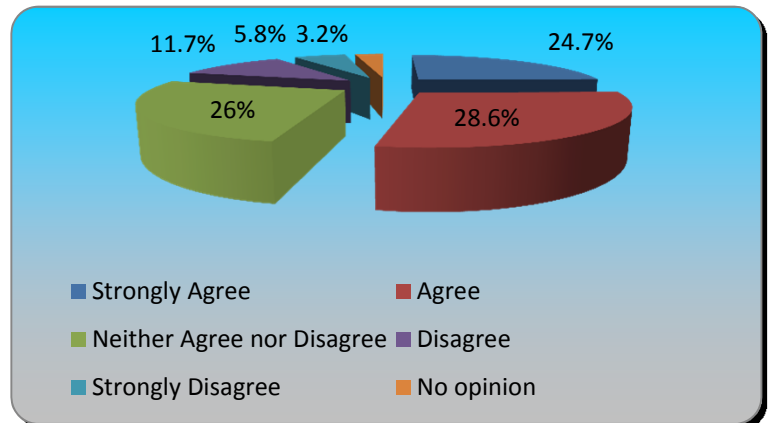
23.) What is your TOP transportation concern for our region? (multiple choice)

	Responses	
Highway and rail conflicts (like blocked or u...	3	1.95%
Lack of public transportation options	20	12.99%
Too much truck traffic	8	5.19%
Poorly designed transportation infrastructure...	12	7.79%
Aging transportation infrastructure like road...	104	67.53%
Lack of bike paths and pedestrian trails	7	4.55%
Totals	154	100%



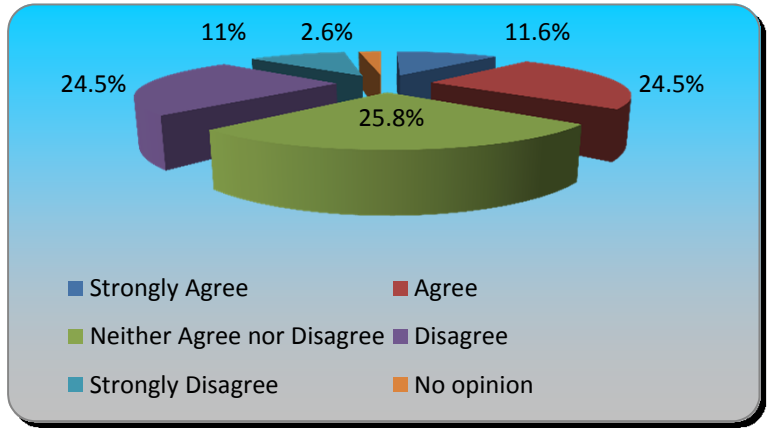
24.) To save costs, we should build new businesses and homes where sewer, water and roads already exist. (multiple choice)

	Responses	
Strongly Agree	38	24.68%
Agree	44	28.57%
Neither Agree nor Disagree	40	25.97%
Disagree	18	11.69%
Strongly Disagree	9	5.84%
No opinion	5	3.25%
Totals	154	100%



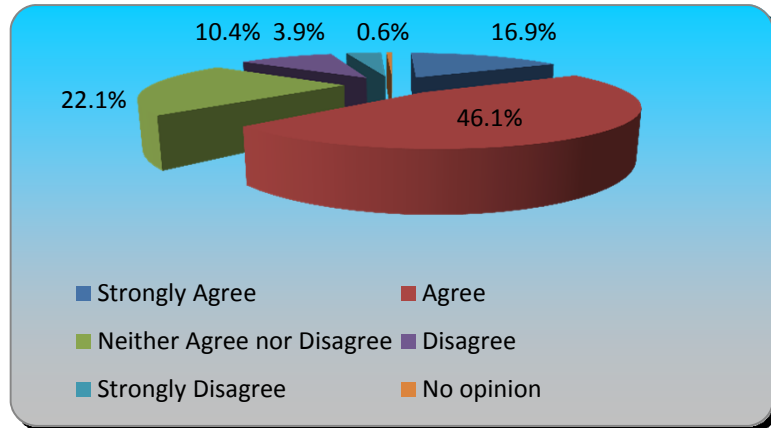
25.) To save natural areas and farmland, we should build denser, more compact development (like smaller lots, condos, and apartments). (multiple choice)

	Responses	
Strongly Agree	18	11.61%
Agree	38	24.52%
Neither Agree nor Disagree	40	25.81%
Disagree	38	24.52%
Strongly Disagree	17	10.97%
No opinion	4	2.58%
Totals	155	100%



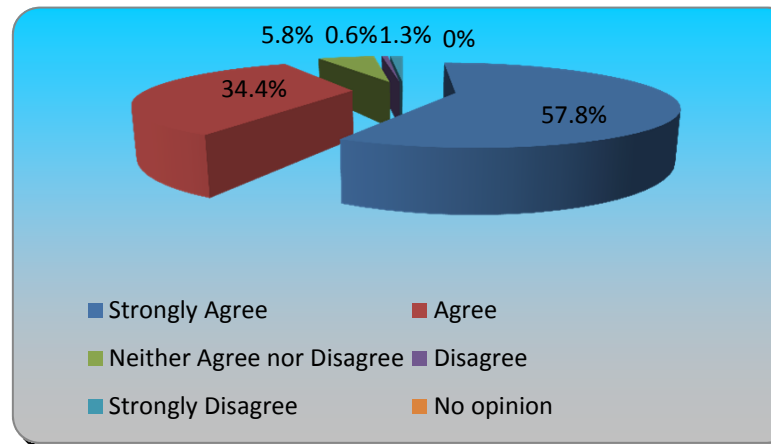
26.) To make it practical to walk or bicycle to work and shopping, etc., we should have more village-like areas with housing clustered around commercial centers. (multiple choice)

	Responses	
Strongly Agree	26	16.88%
Agree	71	46.10%
Neither Agree nor Disagree	34	22.08%
Disagree	16	10.39%
Strongly Disagree	6	3.90%
No opinion	1	0.65%
Totals	154	100%



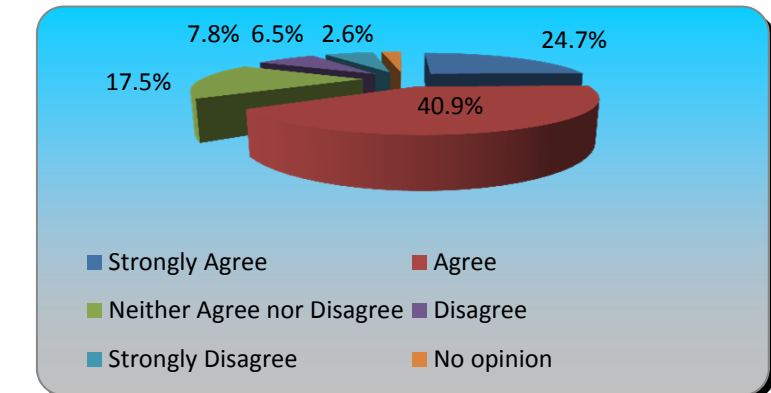
27.) Streets should be designed to be safe for people of all ages, including walkers, bicyclists, bus riders, and people with disabilities. (multiple choice)

	Responses	
Strongly Agree	89	57.79%
Agree	53	34.42%
Neither Agree nor Disagree	9	5.84%
Disagree	1	0.65%
Strongly Disagree	2	1.30%
No opinion	0	0%
Totals	154	100%



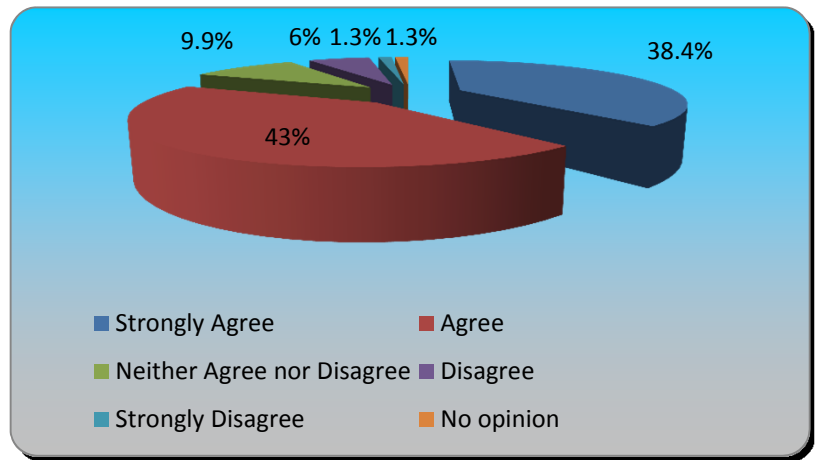
28.) To minimize and mitigate air quality impacts from traffic congestion, alternative modes and fuels should be used. (multiple choice)

	Responses	
Strongly Agree	38	24.68%
Agree	63	40.91%
Neither Agree nor Disagree	27	17.53%
Disagree	12	7.79%
Strongly Disagree	10	6.49%
No opinion	4	2.60%
Totals	154	100%



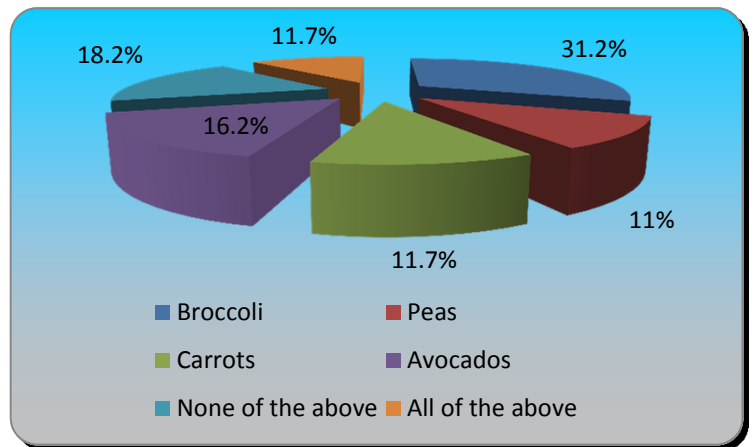
29.) Rain that falls on roads and parking lots runs into storm sewers and pollutes rivers and streams. To reduce pollution, we should use “green” practices near pavement to filter stormwater and allow it to soak into the ground naturally (multiple choice)

	Responses	
Strongly Agree	58	38.41%
Agree	65	43.05%
Neither Agree nor Disagree	15	9.93%
Disagree	9	5.96%
Strongly Disagree	2	1.32%
No opinion	2	1.32%
Totals	151	100%



30.) It is almost lunch time! What is your favorite vegetable? (multiple choice)

	Responses	
Broccoli	48	31.17%
Peas	17	11.04%
Carrots	18	11.69%
Avocados	25	16.23%
None of the above	28	18.18%
All of the above	18	11.69%
Totals	154	100%



31.) Complete the following statement with the response below that comes closest to your own view. To improve economic growth in the next 5-10 years, our region’s transportation system _____ . (multiple choice)

	Responses	
is as good as it needs to be.	0	0%
needs minor improvements and	43	28.48%
needs major improvements and	103	68.21%
None of these	2	1.32%
Don’t know	3	1.99%
Totals	151	100%

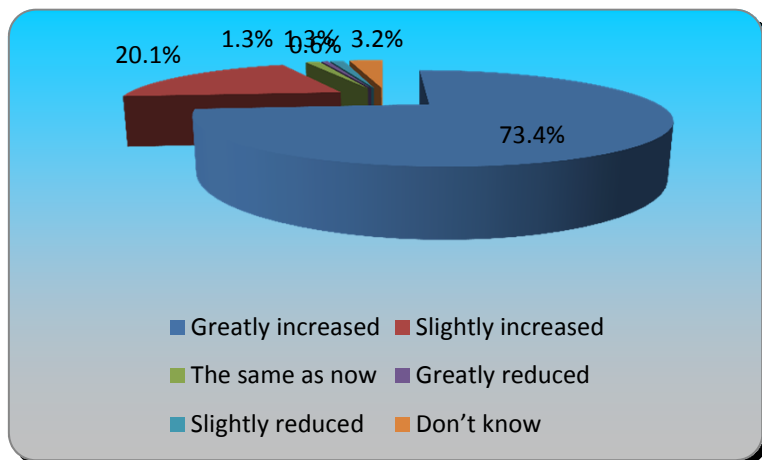


32.) How do you think the level of funding for transportation in the region should change over the next 5 years?

Should it be _____.

(multiple choice)

	Responses	
Greatly increased	113	73.38%
Slightly increased	31	20.13%
The same as now	2	1.30%
Greatly reduced	1	0.65%
Slightly reduced	2	1.30%
Don't know	5	3.25%
Totals	154	100%



33.) In the future, if we can't afford to improve everything, which of these is most important to you? (multiple choice)

	Responses	
Improving road safety for drivers,	56	37.09%
Keeping road and bike path pavement	41	27.15%
Expanding our region's bicycle/pedestrian	5	3.31%
Preventing congestion on roads and	31	20.53%
Improving transportation options for	18	11.92%
Totals	151	100%

